



### District Report Card: 2017


<b>State:</b> Chhattisgarh	<b>District:</b> Mahasamund
<b>Class:</b> 8	<b>Subject:</b> Language
<b>Schools:</b> 51	<b>Students:</b> 1352


### Participation/Coverage


#### Students

<b>GENDER</b> 	Boys		Girls	
	Number	%	Number	%
	610	45.12	742	54.88

<b>AREA</b> 	Rural		Urban	
	Number	%	Number	%
	1264	93.49	88	6.51

<b>CATEGORY</b> 	SC		ST		OBC		GEN	
	Number	%	Number	%	Number	%	Number	%
	218	16.12	512	37.87	603	44.60	19	1.41

<b>CWSN</b> 	LD	VI	HI	S&LD	ID	Oth
	5	7	2	1	2	0

<b>Management</b> 	Government		Government-aided	
	Number	%	Number	%
	1322	97.78	30	2.22

### Average Performance of Students in Language (%)

Overall	Gender		Area		Management		Social Group			
	Male	Female	Rural	Urban	Govt.	Aided	SC	ST	OBC	GEN
52.50	51.02	53.71	52.84	47.58	52.43	55.33	53.06	49.62	54.44	61.75

## Performance on Learning Outcomes (LOs)

Learning Outcomes	Description	Average Performance(%)
L813	Read textual/non-textual materials with comprehension and identifies the details, characters, main idea and sequence of ideas and events while reading	52.50

Range of Performance of Students who Answered Correctly							
Below 30%		30% - 50%		50% - 75%		Above 75%	
Number	%	Number	%	Number	%	Number	%
268	19.82	324	23.96	502	37.13	258	19.08

## Lowest Performing Learning Outcomes (LOs)

1 - Read textual/non-textual materials with comprehension and identifies the details, characters, main idea and sequence of ideas and events while reading (52.50)